



**K. K. Wagh Education Society, Nashik**  
(Central Office)

Ref: KKWES/C.O./ 2107 /2021


Date : 24 MAY 2021

**Office Note**

**Ref. : Executive Board meeting dated 15/05/2021; Resolution No.05**

Please find enclosed herewith the approved budget for the Financial Year 2021-2022 of K. K. Wagh Institute of Engineering Education & Research, Nashik.



  
(Prof. K.S. Bandi)  
Secretary

**K. K. Wagh Education Society, Nashik**

**Encl** : Sanctioned Budget copy (Total 05 pages)

**Copy to :** 1) Account Section, K. K. Wagh Education Society, Nashik (Mr. Varde P. V.)  
2) Purchase Section, K. K. Wagh Education Society, Nashik (Mr. Gaikwad B. K.)  
3) Store Section, K. K. Wagh Education Society, Nashik (Mr. Jadhav B.M.)

**Copy to :** Principal, K. K. Wagh Institute of Engineering Education & Research, Nashik

A/c  
KW

# Karmaveer Kakasaheb Wagh Education Society's

Karmaveer Kakasaheb Wagh Institute of Engineering Education & Research, Nashik


Engineering

## Budget for Financial year 2021-2022


F.Y. 2020-21 Approximately Receipt (Rs.)	Particulars	F.Y. 2021-22 Approximately Receipt (Rs.)	F.Y.2020-21 Approximately Payment (Rs.)	Particulars	F.Y. 2021-22 Approximately Payment (Rs.)		
44,37,35,889	<b>1) Fee</b>		<b>48,95,46,309</b>	<b>20,71,14,726</b>	<b>1) Teaching - Salary</b>		<b>22,09,35,600</b>
39,58,64,816	Tuition Fees	43,44,49,678		44,08,057	Teaching Fixed Pay	45,40,300	
4,78,71,073	Development Fees	5,50,96,631		5,92,27,521	Teaching Basic/PPB	6,10,04,300	
				1,53,02,249	Teaching AGP	1,57,61,300	
				7,60,75,953	Teaching DA	8,59,65,800	
<b>4,21,063</b>	<b>2) Educational Fees</b>		<b>4,63,000</b>	<b>1,42,51,512</b>	Teaching HRA	1,46,79,100	
-	Admission Form & Prospectus Fees	-		4,91,796	Teaching CLA	5,06,500	
27,000	Admission Handling Fees	30,000		16,63,138	Teaching TRA	17,13,000	
90,000	Certificate Fees	99,000		8,03,719	Teaching NCI	8,27,800	
-	Sports Training Fees	-		3,46,54,881	Teaching Special Allowance	3,56,94,500	
3,04,063	Sale of Goods	3,34,000		2,35,900	Teaching Washing Allowance	2,43,000	
				<b>5,54,55,859</b>	<b>2) Non Teaching - Salary</b>		<b>5,91,35,500</b>
				77,16,427	Non Teaching Fixed Pay	79,47,900	
<b>22,35,986</b>	<b>3) Other Receipts</b>		<b>24,59,000</b>	<b>1,43,17,424</b>	Non Teaching Basic/PPB	1,47,46,900	
11,94,405	Factotum	13,14,000		31,90,713	Non Teaching AGP	32,86,400	
9,77,571	Testing & Consultancy	10,75,000		2,01,60,559	Non Teaching DA	2,27,81,400	
64,010	Miscellaneous Income	70,000		62,19,773	Non Teaching HRA	64,06,400	
-	Profit on sale / transfer of assets	-		8,16,075	Non Teaching CLA	8,40,600	
-	Notice Pay & Other Recoveries	-		15,87,630	Non Teaching TRA	16,35,300	
-	Discount Received	-		25,560	Non Teaching NCI	26,300	
				7,59,250	Non Teaching Special Allowance	7,82,000	
				6,62,448	Non Teaching Washing Allowance	6,82,300	
				<b>3,75,11,741</b>	<b>3) Employees Benefits Expenses</b>		<b>4,07,02,000</b>
				60,00,000	EL Encashment	66,00,000	
				2,35,00,000	Group Gratuity	2,58,50,000	
				20,23,723	Employers Prov. Fund Cont. 3.67%	20,84,400	
				51,47,593	Employers Pension Fund Cont 8.33%	53,02,000	
				8,40,425	PF Administrative Charges 1.61%	8,65,600	



F.Y. 2020-21 Approximately Receipt (Rs.)	Particulars	F.Y. 2021-22 Approximately Receipt (Rs.)	F.Y. 2020-21 Approximately Payment (Rs.)	Particulars	F.Y. 2021-22 Approximately Payment (Rs.)
			1,25,44,355	<b>4) Lab Expenses</b>	3,26,08,300
95,275	<b>4) Bank Interest</b>	1,04,803		[Note : Refer Annexure-(B) Recurring]	
-	Bank Interest	-			
95,275	F.D.R. Interest	1,04,803	17,29,156	<b>5) R &amp; D &amp; Project Expenses</b>	36,25,000
				[Note : Refer Annexure-(C) Recurring]	
			3,30,312	<b>6) Training &amp; Placement Exp.</b>	20,29,950
				[Note : Refer Annexure-(D) Recurring]	
			2,17,43,410	<b>7) Administrative Expenses</b>	3,36,69,600
			8,08,548	Academic Functions & Programs Expenses	65,46,600
			37,47,710	Advertisement Expenses	40,86,200
			-	Advisory & Monitoring Committee Exp.	-
			6,40,400	Affiliation Fees	43,59,600
			-	ARA Processing Fees	2,92,700
			1,95,306	Audit Fees	1,65,100
			47,381	Bank Commission & Charges	52,600
			-	Building & Deadstock Insurance Expenses	6,26,600
			34,41,028	E-Journal Expenses	50,53,500
			7,18,121	Electrical Expenses	1,81,400
			14,76,056	Garden Expenses	12,39,400
			3,54,000	Internal Audit Expenses	4,17,100
			6,56,875	Journal & Magazine Exp.	-
			4,58,117	Library Expenses	7,28,700
			4,34,282	Membership Fees	1,51,500
			3,47,192	Miscellaneous Expenses	-
			37,471	Newspapers Expenses	6,99,100
			4,58,696	Office Expenses	8,17,100
			20,92,588	Other Insurance	6,23,900
			65,045	Postages Expenses	1,46,200
			6,24,367	Printing Expenses	23,40,900
			52,920	Professional Fees	77,900
			21,89,596	Sanitation Expenses	21,75,600
			2,34,786	Security Expenses	3,00,500
			3,03,293	Stationery Expenses	25,87,400
			23,59,632	Telephone & Internet Expenses * (2756200)	



F.Y. 2020-21 Approximately Receipt (Rs.)	Particulars	F.Y. 2021-22 Approximately Receipt (Rs.)	F.Y.2020-21 Approximately Payment (Rs.)	Particulars	F.Y. 2021-22 Approximately Payment (Rs.)
			9,06,407	<b>8) Expenses related to staff</b>	<b>51,29,600</b>
			2,45,580	Honorarium	16,62,500
			2,32,224	Staff Activities Expenses	34,53,900
			-	Staff Mediclaim Insurance Premium	-
			4,28,603	Travelling & DA Expenses * (1027100)	-
			-	Extra Duty Payment	13,200
			-	Uniform Expenses	-
			1,68,73,244	<b>9) Expenses Related to Students</b>	<b>1,99,07,700</b>
			1,55,36,074	Students' Activities Expenses	1,55,22,600
			-	Educational tour Exp	1,63,000
			1,20,000	Gathering Expenses	26,53,400
			92,347	Gymkhana & Sports Expenses* (520600)	-
			22,740	Medical Checkup Expenses	1,85,300
			-	Karmaveer Scholarship	-
			78,860	Uni.Ashwamedh Fund	86,700
			78,860	Uni.Computer Fund	86,700
			15,772	Uni.Corporus Fund	17,300
			1,97,150	Uni.Development Fees	2,16,900
			39,430	Uni.Disaster Management Fund	43,400
			78,860	Uni.Gymkhana Prorata	1,26,800
			27,396	Local Sports Prorata	30,100
			1,075	Uni.Registration Fees	1,200
			39,430	Uni.Safety Insurance Fund	43,400
			78,860	Uni.Students Welfare Fund	86,700
			39,430	National Service Scheme	43,400
			-	Earn & Learn Scheme Expenses	70,100
			4,26,960	Expert Lecturer	5,30,700
			2,02,62,602	<b>10) Repairs &amp; Maintenance</b>	<b>2,45,03,200</b>
			1,91,68,067	Maintenance Other	2,10,84,900
			50,000	Building Repairs & Maintenance Exp.	5,45,700
			1,29,980	Equipments Repairs & Maintenance Expenses	18,80,300
			9,14,555	Road & Play Ground Repairs & Maintenance Expenses	9,92,300



F.Y. 2020-21 Approximately Receipt (Rs.)	Particulars	F.Y. 2021-22 Approximately Receipt (Rs.)	F.Y.2020-21 Approximately Payment (Rs.)	Particulars	F.Y. 2021-22 Approximately Payment (Rs.)
			75,41,630	<b>11) Utility Expenses</b>	<b>45,24,300</b>
			2,82,932	Generator Diesel Expenses	2,25,400
			58,40,898	Electricity Bill Expenses * (9812200)	-
			60,000	Water Charges	1,01,800
			13,57,800	Municipal Tax	41,97,100
			1,59,400	<b>12) Vehicle Expenses</b>	<b>4,36,900</b>
			9,930	Vehicle Repairs & Maintenance Expenses	1,53,400
			1,08,637	Vehicle Petrol & Diesel Expenses	2,52,800
			-	Vehicle Toll Charges	-
			1,440	Vehicle RTO Registration Charges	-
			39,392	Vehicle Insurance Expenses	30,700
			33,77,388	<b>13) Deadstock - Furniture &amp; Fixtures etc</b>	<b>4,58,75,000</b>
			4,56,541	Furniture & Office Deadstock	69,27,000
			2,32,560	Computer Deadstock	93,50,000
			1,77,000	Software Deadstock	53,14,500
			-	Vehicle Deadstock	
			2,51,692	Library Books	81,30,000
			22,59,595	Equipments Deadstock	1,61,53,500
				[Note : Refer Annexure-(A) Non Recurring]	
			4,77,62,500	<b>14) Building Rent</b>	<b>4,77,62,500</b>
			1,85,62,200	<b>15) Depreciation</b>	<b>1,95,50,700</b>
			2,17,965	<b>16) Bank Interest</b>	<b>17,21,605</b>
			2,17,965	Bank Interest	17,21,605

